

*Kelly's*  
SINCE 1965



**Healthcare Solution**

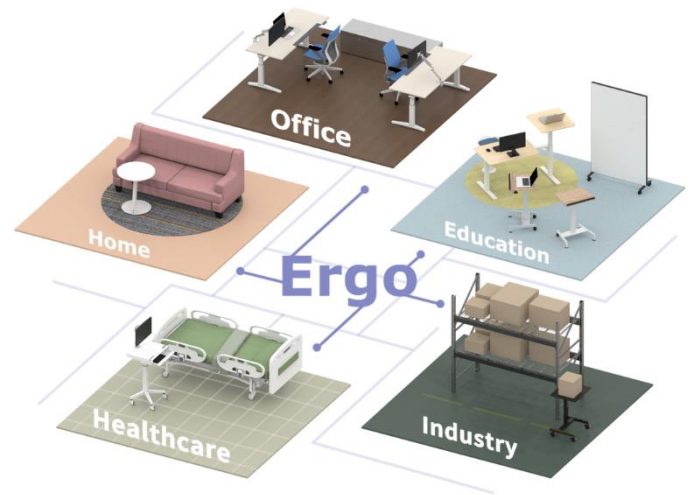
CATALOG 2024

[www.kelly.com.tw](http://www.kelly.com.tw)

# Kelly About

## Kelly International Corp

Founded in 1965, Kelly is a renowned global manufacturer based in Taiwan and China. We specialize in producing ergonomic products spanning various sectors, including office workplaces, educational institutions, industrial settings, homes, and the healthcare industry. Since 2012, we've been dedicated to expanding our expertise in healthcare-related OEM projects, particularly with medical carts and mounts.



## Customer Orientation

We, at Kelly, are committed to satisfy the customers' needs. By working in partnership with our worldwide customers, Kelly is proactively solving their problems through our years OEM/ODM experience, superior product quality, flexibility and competitive price, thereby achieving customer expectation and success.

## Kelly Quality Management

We are proud to be ISO 9001 certified. These certifications demonstrate Kelly's commitment to enhanced quality of service, Continually improvement, increased employee and company efficiency, and unparalleled responsibility.

### IQC

- Material confirmation
- Material strength inspection
- Dimension measurement
- Color control
- Reliability check

### OQC

- Check all cartons well packed
- Professional goods loading
- Photo record for every shipment



### IPQC

- Detailed SOP in assembly process
- Exclusive-designed gauge
- First article inspection
- Check point setup

### FQC

- Full inspection for crucial function
- AQL final inspection
- Complete inspection report record

# Kelly Capability



Metal Processing



Plastic Processing



Integration



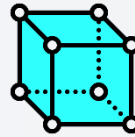
Assembly Capability

## Kelly Custom & OEM Solutions



### New Project Initiation

- Provide in-depth project discussion
- Early engineering involvement
- Provide best time schedule and quotation



### Tooling Process

- Expert in tooling design to prolong the tooling lifetime
- Make best tooling precision



### Prototype Test

- Quick prototyping
- Perform prototype reliability test



### Manufacturing

- Batch manufacturing at our certified quality factory
- Production assembly



### Quality control & Assurance

- IQC oncoming materials inspection & quality control
- In house inspection instrument to ensure product quality

## Kelly, Your Best Partner in Product Development



- Over 20 years of resources and expertise in ergonomic OEM/ODM solutions
- One station service for integration in various materials
- Dedicated team for every **ODM/OEM** Project
- Prompt communications and quick reactions for every discussion
- Professional production suggestions for your products
- Quick and flexible manufacturing
- Knowledgeable with field applications



## Agile Mobile Workstation

Adapt, Elevate, and Roll: Your Optimal Companion!



## The Ultimate in Flexibility: Your Agile workstation on wheels

With medical equipment becoming increasingly compact, and the available space in clinics and treatment centers shrinking, the requirement for cost-effective, promptly deployable solutions is on the rise.

Our workstations step up to this challenge by offering versatility, user-friendliness, quality, and a sleek design. Its adaptable functions and specialized accessories allow for swift configurations to accommodate a wide range of medical needs.



### Benefits Kelly bring to you:

- Compact size, optimal for limited space
- Height adjustable to suit your needs, supporting both sitting and standing positions
- Height adjustment features slow rise function, ensuring a smooth and quiet experience for users when changing the height
- Optional accessories available
- Modular design offers flexibility to accommodate various applications



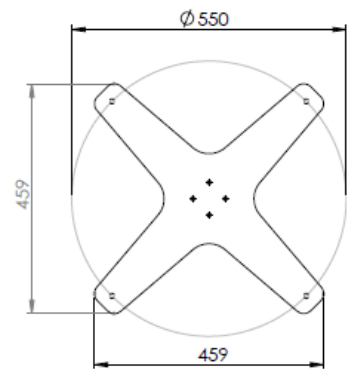
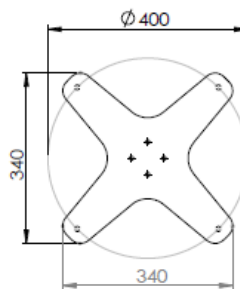
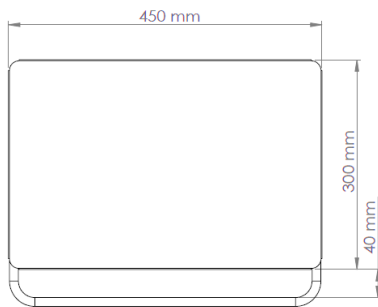
KF-H-C2305-E



KF-H-C2305-T



KF-H-C2305-2U







**Cart**

Base	Powder coated steel KF-H-C2305 use Ø400 base, available base option Ø500, Ø550
Casters	Double non-marking and smooth-riding wheels – Thermoplastic rubber cover (TPR); 2 with locking
Column	Coated steel + plastic Height adjustable with travel range 750-1200mm
Height adjustment	Comfortably damping gas spring

**Accessory**

Work surface	Steel; Default loading 7kgs; customizable size and loading
VESA bracket	Steel; Loading up to 7kgs
Battery holder	Steel; Loading up to 5kgs
Medical basket	Steel; Loading up to 5kgs

### Bracket

			
<b>Sing-U VESA head</b> Pan & rotation function	<b>Double U VESA head</b> Pan & tilt & rotation function	<b>Back to back bracket</b> Pan & tilt & rotation function	<b>Equipment bracket</b> Customizable based on your needs

### Mesh basket

		
<b>KF-H-O2301</b> Large mesh basket 300x200x145mm	<b>KF-H-O2302</b> Small mesh basket 240x150x160mm	<b>KF-H-O2306</b> Large mesh basket with hooks 330x200x200mm

### Add-on

					
Table top	Hot swap battery	Tablet holder	Handle	Cable clip	Probe holder

### Caster & Bumper

				
3" medical caster (w/o brake)	3" medical caster (with brake)	4" medical caster (w/o brake)	4" medical caster (with brake)	Bumper



## Robust Eternal Workstation

Modularized design for maximum flexibility





KF-H-C2301



KF-H-C2303



KF-H-C2304



KF-H-F2301



KF-H-FS2301

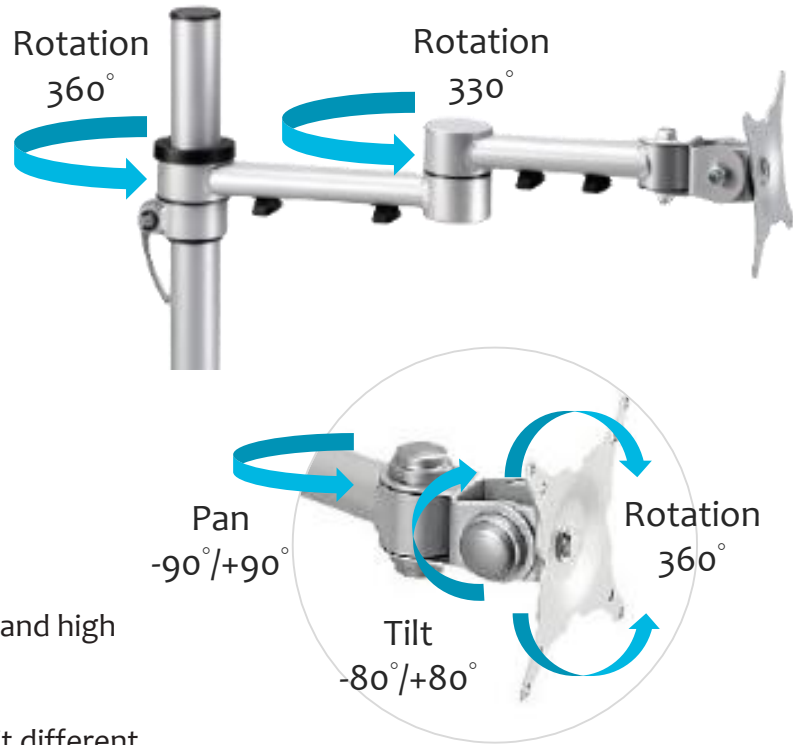


KF-H-W2301

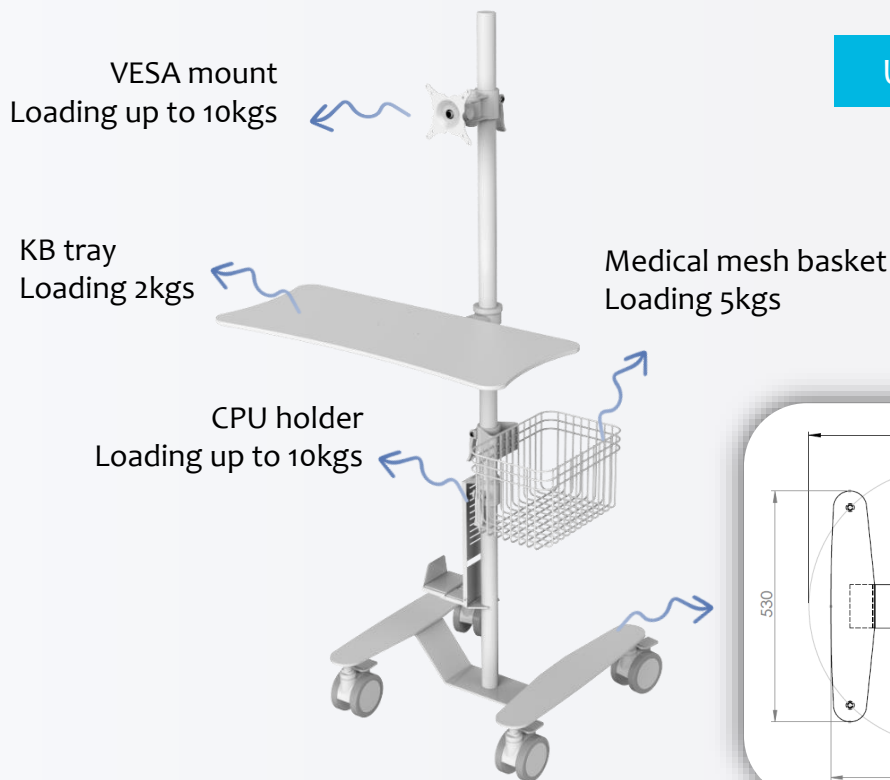


KF-H-ETN07

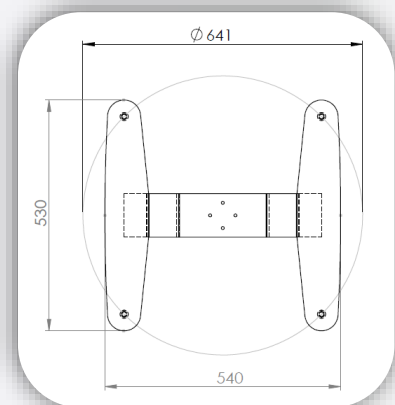
Model	Description
KF-H-C2301	Pole cart with VESA bracket, KB tray, mesh basket and CPU holder
KF-H-C2303	Pole cart with dual bracket, premium KB tray, mesh basket
KF-H-C2304	Pole cart with VESA bracket, mesh basket and handle
KF-H-F2301	Floor mounted with VESA bracket, KB tray, mesh basket and CPU holder
KF-H-FS2301	Floor stand with VESA bracket, KB tray, mesh basket and CPU holder
KF-H-W2301	Wall mount with VESA bracket, KB tray, and CPU holder
KF-H-ETN07	Compact Endoscopy cart with handle and display mount



- Solid steel material for strong stability and high loading
- Premium workmanship
- Modular design for flexible design to fit different application
- Support nurse-patient connections, caregiver comfort and uptime by enabling efficient documentation at the point of care.
- Lockable Handle effortlessly elevate and secure at any height
- Ergonomic angle adjustment design



Unlimited Combination






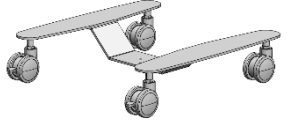
### VESA plate

	
100x200mm; 75x75mm; 100x100mm	75x75mm; 100x100mm

### VESA head

		
<b>KF-H-V2301-U</b> Sing-U VESA head Pan & rotation function	<b>KF-H-V2301-2U</b> Double U VESA head Pan & tilt & rotation function	<b>KF-H-V2301-BB</b> Back to back bracket

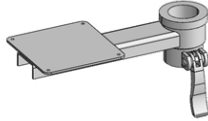
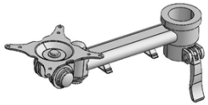
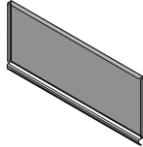

### Mount & Base

			
Wall mounted	Floor mounted	Floor stand	Cart base





### Pole

		
Fixed pole Customized height	Height adjustment 800-1200mm	Height adjustment 1200-1600mm


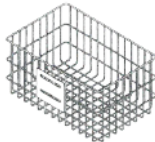








### Keyboard arm / Tray

			
KF-H-M2301-F Fixed arm	KF-H-M2301-S Short arm	KF-H-T2301 Basic metal plate	KF-H-T2306 Document tray


### Fixture

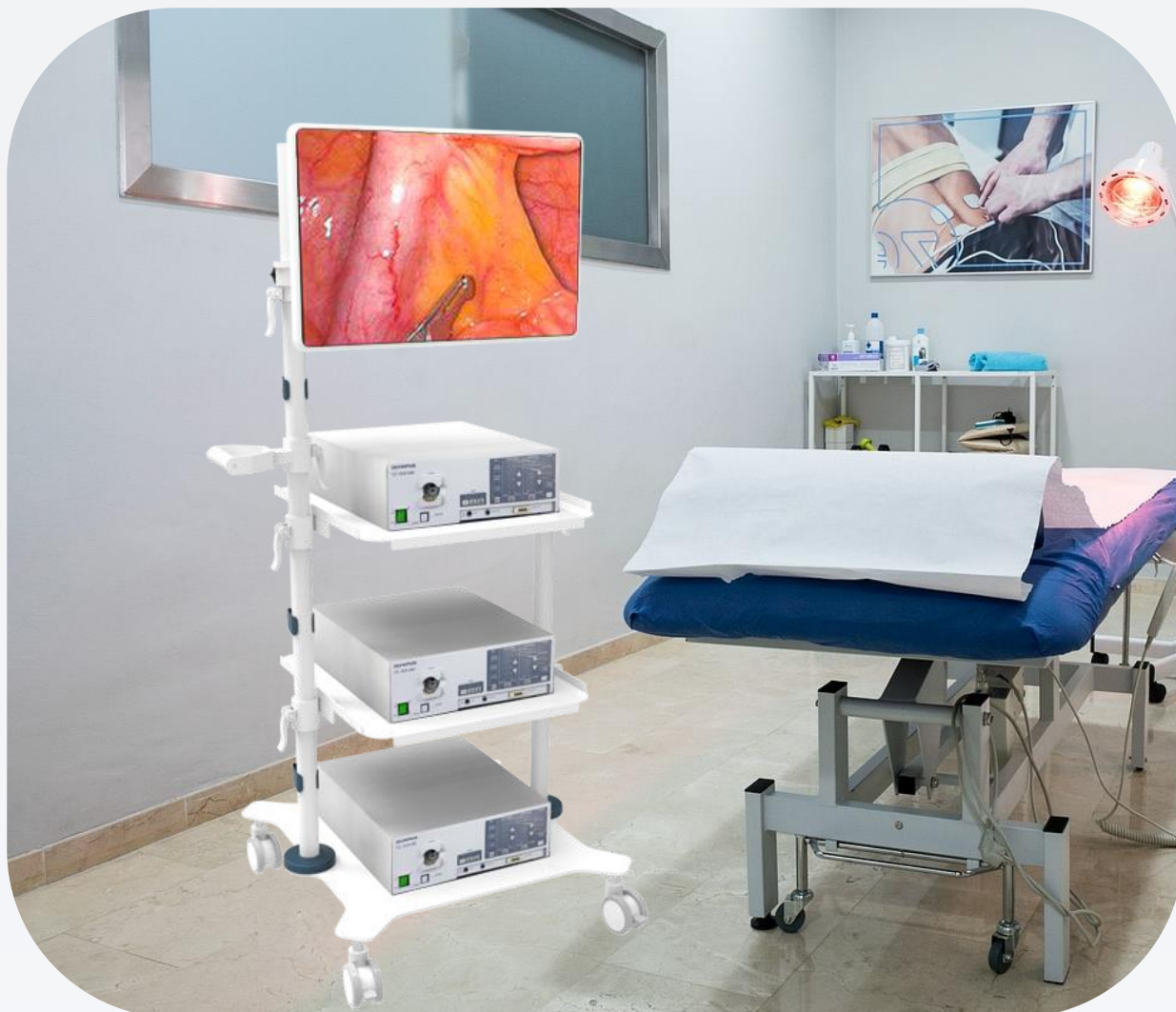
			
Rotatable quick release fixture	Non-rotatable quick release fixture	Clamp (for pole width 38~50 mm)	Basic pole clamp

### Other accessories

						
KF-H-O2301 Large mesh basket 300x200x145mm	KF-H-O2302 Small mesh basket 240x150x160mm	KF-H-O2306 Large mesh basket with hooks 330x200x200mm				
						
CPU holder	Hot swap Battery	Laptop tray	Tablet holder	Handle	Cable clip	Probe holder

### Caster & Bumper

				
3" medical caster (w/o brake)	3" medical caster (with brake)	4" medical caster (w/o brake)	4" medical caster (with brake)	Bumper



## Robust Eternal Bi-pole Cart

Modularized design for maximum flexibility



KF-H-ETN07




- Solid steel material for strong stability and high loading
- Premium workmanship


- Lockable handle effortlessly elevate and secure at any height
- Modular design for flexible design to fit different application






### VESA plate

	
100x200mm; 75x75mm; 100x100mm	75x75mm; 100x100mm





### VESA head

		
<b>KF-H-V2301-U</b> Sing-U VESA head Pan & rotation function	<b>KF-H-V2301-2U</b> Double U VESA head Pan & tilt & rotation function	<b>KF-H-V2301-BB</b> Back to back bracket

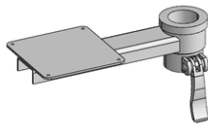
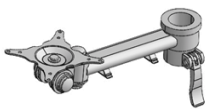
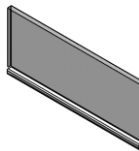

### Arm

		
Single arm	Single swing arm – A type	Single swing arm – B type

### Fixture

			
Rotatable quick release fixture	Non-rotatable quick release fixture	Clamp (for pole width 38~50 mm)	Basic pole clamp







### Keyboard arm / Tray

			
KF-H-M2301-F Fixed arm	KF-H-M2301-S Short arm	KF-H-T2301 Basic metal plate	KF-H-T2306 Document tray






### Basket

		
KF-H-O2301 Large mesh basket 300x200x145mm	KF-H-O2302 Small mesh basket 240x150x160mm	KF-H-O2306 Large mesh basket with hooks 330x200x200mm

### More accessories

						
CPU holder	Battery	Laptop tray	Tablet holder	Handle	Cable clip	Probe holder

### Caster & Bumper

				
3" medical caster (w/o brake)	3" medical caster (with brake)	4" medical caster (w/o brake)	4" medical caster (with brake)	Bumper



## FlexiLoad Pro Laptop Cart

Elevate Your Efficiency with Effortless Precision

## Unlock Your Productivity Potential with FlexiLoad Pro Laptop Cart

A laptop cart is vital in healthcare, offering mobile access to patient data, charts, and communication tools throughout the facility. A well-designed laptop cart also promotes ergonomic posture, reducing the risk of strain or injury during extended shifts.


Our FlexiLoad Pro Laptop Carts empower care givers with the flexibility, mobility, and efficiency needed to deliver high-quality patient care, ultimately improving patient outcomes and the overall healthcare experience.



### Benefits Kelly bring to you:

- Customize the cart's weight capacity based on your needs
- Choose between a convenient hand paddle and a foot paddle for effortless height adjustments, tailored to your preference
- Easily modify the cart's height to achieve an ergonomic sitting or standing position, promoting comfort during long work hours
- Built to last with high-quality materials, ensuring the cart's longevity and stability





KFS-H-C2302



KFS-H-C2303



KFS-H-FXL03

Specifications	
Base	Powder coated steel; Ø558.4 for KFS-H-C2302 and KFS-H-C2303; Ø581 for KFS-H-FXL03
Casters	Double smooth-riding wheels; PA+TPU; 2 with locking
Column	Coated steel + plastic; travel range 700-1000mm for KFS-H-C2302 and 760-1110mm for KFS-H-FXL03
Height adjustment	Comfortably damping gas spring; customized loading weight
Hand paddle	Polyamide (PA)
Foot paddle	Powder coated steel

### Caster

4" medical caster (w/o brake)	4" medical caster (with brake)	5" medical caster (w/o brake)	5" medical caster (with brake)

### Accessory

Laptop security bar	Cable management	Gas lifted arm	Articulating arm	Probe holder



## Heavy Duty Leo Arm

Rugged Resilience, Unrivaled Performance

**Loading capacity**  
10-19kgs

**Height adjustable range**  
460mm; +/- 40°

**VESA support**  
75mm/100mm

**Front arm**  
450mm

**Extension arm**  
480mm


**Material**  
Steel




Wall/track mount  
KFS-H-LEO01-W



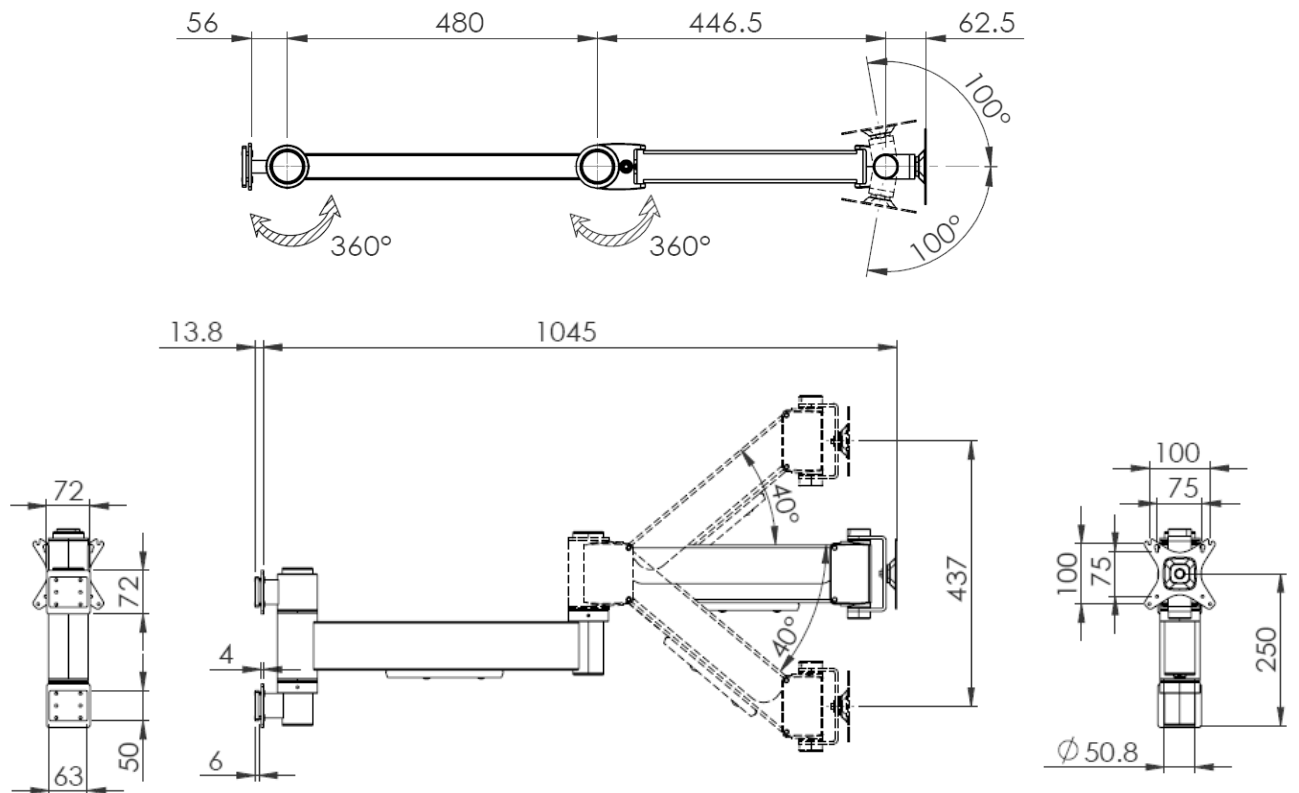
Tabletop mount  
KFS-H-LEO01-G



Front arm with gas spring  
equipped for easy height  
adjustment with one touch



When not in use, arm can be  
completely folded for space saving





## Counterbalancing Monitor Lift

Effortless & fluid monitor positioning

**Loading capacity**

Single monitor: 2-12 kgs  
Multiple monitor: 2-11 kgs

**Height adjustable range**

250mm (9.8")

**VESA support**

75mm/100mm

**Material**

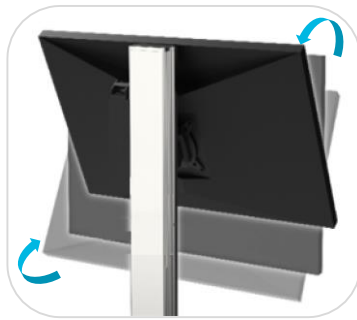
Solid aluminum

**Product size**

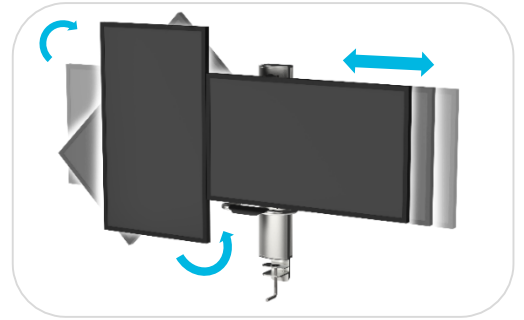
540x96x80mm  
Cross bar 800mm



Height-adjustable range up to 250mm



+/- 20° Tilt



+/- 90° Rotation  
Slide-able function for multiple monitors

Outstanding Features

Fluid monitor positioning with tool free



Detachable VESA Mount



Handle for easy movement



Unique design allows wide weight loading from light to heavy





### KFS-H-M2301-W Single Monitor


Support wall/track mount  
Loading 2-12kgs  
Monitor size up to 42"

### KFS-H-M2301-W-2 Dual Monitor

Support wall/track mount  
Loading 2-11kgs  
Monitor size 2x29" in landscape view  
or 1x34 in landscape view + 1x29" in  
portrait view

### KFS-H-M2301-W-3 Triple monitor

Support wall/track mount  
Loading 2-11kgs  
Monitor size 1x19" in landscape view +  
2x19" in portrait view





## Full Motion Articulating KB Arm

Place the keyboard ergonomically to improve comfort



Short KB arm  
KF-3159



Long HD KB arm  
KF-3162

### Feature



Flexible height adjustable range



Wide angle adjustable range




Rotation 360° for easy positioning  
and storage





Loading weight up to 20-40kgs



Lock function to fix position



Long track sliding range

	Short KB arm KF-3159 	Long HD KB arm KF-3162 
Height adjustable range from desk	From -110mm to 0mm	From -160mm to 0mm
Lowest position under desk 	110mm below desktop	160mm below desktop 
Highest position above desk 	Align with desktop	Align with desktop 
Tilt angle	From -15° to +5°	From -5° to +15°
Product Size(mm)	360*160*80mm	445*160*90mm
Height adjustable range from desk	0 ~ -110mm (under desk)	0 ~ -160mm (under desk)
Swing angle	360°	360°
Sliding track length	395mm	533mm
Load capability	20kgs	40kgs



## Collapsible Basket Trolley

Rolling Convenience, Unmatched Versatility





**KFS-H-TLY01-MESH**  
Mesh basket trolley

- Efficient KD packaging minimizes shipping space
- Rigid steel frame is versatile, supporting two basket types
- Basket options: mesh & PVC
- Equipped with high-quality 4-inch medical casters (2 with brake)
- Easy-grab handle for effortless pushing and pulling

Specifications	
Frame	Powder-coated steel 800 (L) x 415 (W) x 900 (H) mm
Mesh basket	Powder-coated steel 750 (H) x 400 (W) x 260 (H) mm
PVC basket	PVC 690 (H) x 425 (W) x 200 (H) mm



**KFS-H-TLY01-PVC**  
PVC basket trolley